

Tougaloo College Fact Book

2019 - 2020

Twenty-Fourth Edition



Leon Wilson, Ph.D., Provost/Vice President for Academic Affairs
Demetria White, Director of Institutional Effectiveness & Research
Adrienne Hughes, Data Management Coordinator

Office of Institutional Effectiveness & Research

Southern Association of Colleges and Schools
Commission on Colleges (SACSCOC)
Liaison Office

October 2020



Dear Faculty, Students, and Staff:

The Annual Tougaloo Fact Book is a publication of the Office of Institutional Effectiveness and Research in the Division of Academic Affairs. The Office of Institutional Effectiveness and Research is the official source of College statistics provided to IPEDS, faculty, staff, students, and other constituencies who require such data.

The Fact Book is a source of information on important institutional measures in a format that is easily accessible to all members of the Tougaloo community. This statistical information is utilized for and supports decision-making processes within all academic and administrative units of the College.

If you have any questions, please feel free to contact the Office of Institutional Research at (601) 977-7774.

Sincerely,

A handwritten signature in blue ink that reads "Carmen Walters".

Carmen J. Walters, Ph.D.
President

Table of Contents

PRESIDENT’S STATEMENT	2
PROFILE OF THE COLLEGE	
History	6
Vision Statement	9
Mission Statement	9
Purpose Statement	9
Our Values	
THE ADMINISTRATION	
Administration of the College	11
Trustees of the College	12
Trustees Emeriti	13
THE FACULTY	
Full-Time Teaching Faculty by Academic Division	15
Education, Supervision, and Instruction Division	15
Humanities Division	15
Natural Sciences Division	16
Social Sciences Division	16
Full-Time Teaching Faculty by Academic Division with Terminal Degrees	17
Education, Supervision, and Instruction Division	17
Humanities Division	17
Natural Sciences Division	17
Social Sciences Division	17
Summary of Entire Faculty by Rank and Gender	17
Full-Time Faculty Characteristics by Race	17
Faculty by Division, Rank, and Gender	17
Education, Supervision, and Instruction Division	17
Humanities Division	17
Natural Sciences Division	18
Social Sciences Division	18
Tenured Faculty	19
ACADEMIC PROGRAMS	
Expected Student Outcomes	20
Degrees and Certifications	21
Degree Requirements	22
Academic Support Services	
Athletics	25
Federal TRiO Programs	26
Honors Program	26
Institute for the Study of Modern Day Slavery	27
Jackson Heart Study	27
L. Zenobia Coleman Library	27
Registrar	28

Table of Contents

Student Academic Success Center	28
Listing of Supplemental Laboratories	29
The Tougaloo Center for Undergraduate Research	30
STUDENTS	
Admissions Summary	32
Enrollment by	
Headcount	33
Full-Time/Part-Time by Class	33
Full-Time Equivalent (FTE) Male /Female	33
New Student Enrollment by Category	33
Returning Students by Classification	34
New Students by Classification	34
All Students by Classification	35
Enrollment by Geographic Locations	37
Enrollment by	
Mississippi Counties	37
By States	38
By Foreign Countries	38
Breakdown by Origin and Ethnicity	39
Degrees Granted by Major	41
Graduates by Division	42
Graduates by Category	42
Retention Rate by Freshmen Cohort	43
Graduation Rate by Freshmen Cohort	44
Residential Population Table	45
Student Right-to-Know and Campus Security Act Statistical Data	45
FINANCIAL PROFILE	
Tuition and Fees	47
Summary of Student Financial Aid	48
NATIONAL ALUMNI ASSOCIATION	
National Alumni Association Board of Directors	50
Regional Representatives	51
TCNAA Committees	52
Alumni Chapter Presidents	53



TOUGALOO

1869

C O L L E G E



Profile of the College

History

Tougaloo College is a private, coeducational, historically black four-year liberal arts, church-related, but not a church-controlled institution. It sits on 500 acres of land located on West County Line Road on the northern edge of Jackson, Mississippi. *In Good Biblical Style*¹, one might say that the Amistad, the famous court case which freed Africans who were accused of mutiny after they killed a part of the captor crew of the slave ship Amistad and took over the vessel, begat the American Missionary Association, and the American Missionary Association begat Tougaloo College and her five sister institutions.

In 1869, the American Missionary Association of New York purchased five hundred acres of land from John Boddie, owner of the Boddie Plantation to establish a school for the training of young people “irrespective of religious tenets and conducted on the most liberal principles for the benefit of “our citizens in general”. The Mississippi State Legislature granted the institution a charter under the name of “Tougaloo University” in 1871. The Normal Department was recognized as a teacher training school until 1892, at which time the College ceased to receive aid from the state. Courses for college credit were first offered in 1897, and in 1901, the first Bachelor of Arts degree was awarded to Traverse S. Crawford. In 1916, the name of the institution was changed to Tougaloo College.

Six years after Tougaloo College’s founding, the Home Missionary Society of the Disciples of Christ obtained a charter from the Mississippi State Legislature to establish Southern Christian Institute (SCI) in Edwards, Mississippi. Determining later that Tougaloo College and SCI had similar missions and goals, the supporting churches merged the two institutions in 1954 and named the new institution Tougaloo Southern Christian College. Combining the resources of the two supporting bodies, the new institution renewed its commitment to educational advancement and the improvement of race relations in Mississippi. The alumni bodies united to become the National Alumni Association of Tougaloo Southern Christian College. In 1962, by a vote of the Board of Trustees and with the agreement of the supporting bodies, the name was changed again to Tougaloo College.

Tougaloo College has gained national respect for its high academic standards and level of social responsibility. The College reached the ultimate demonstration of its social commitment during the turbulent years of the 1960s. During that period Tougaloo College was at the forefront of the Civil Rights Movement in Mississippi, serving as the safe haven for those who fought for freedom, equality, and justice, and the sanctuary within which the strategies were devised and implemented to end segregation and improve race relations. Tougaloo College’s leadership, courage in opening its campus to the Freedom Riders and other Civil Rights workers and leaders, and its bravery in supporting a movement whose time had come, helped to change the economic, political and social fabric of the state of Mississippi and the nation.

¹ Clarice T. Campbell and Oscar Allan Rogers, Jr., *Mississippi: The View from Tougaloo*, 2nd ed. (Tougaloo: Tougaloo College, 2002), 3.

Aside from its social commitment, Tougaloo College has continued to strive to create an environment of academic excellence and a campus of engaged learners. The administration and faculty continue to challenge students to be prepared to take advantage of opportunities available in a global economy and to become leaders who will effect change. The faculty has grown in quality and size, diversity has been enhanced and the physical landscape and campus infrastructure is evolving. New curricula have been added. Partnerships and networking relationships have been established with many institutions such as Brown University, Boston College, Tufts Medical and Dental Schools, the University of Mississippi Medical Center, New York University, and other international programs.

Tougaloo College has moved forward on many different fronts. Its graduates are distinguished and engaged in meaningful work throughout the world. As the College navigates through the twenty-first century, student success remains our highest aim – ensuring that they are prepared to meet the global challenges of a changing world.

The founders continue to light the way as each who has gone before *has cut this road to last*. In 2002, the College welcomed its thirteenth president and first female to the distinguished list of leaders who have served.

Reverend Ebenezer Tucker (Principal)	1869-1870
Mr. A. J. Steele (Principal)	1870-1873
Reverend J. K. Nutting (Principal/President)	1873-1875
Reverend L.A. Darling (Principal/President)	1875-1877
Reverend George Stanley Pope	1877-1887
Reverend Frank G. Woodworth	1887-1912
Reverend William T. Holmes	1913-1933
Mr. Charles B. Austin (Acting)	1933-1935
Reverend Judson L. Cross	1935-1945
Dean L.B. Fraser (Acting)	1945-1947
Dr. Harold C. Warren	1947-1955
Mr. A.A. Branch (Acting)	1955-1956
Dr. Samuel C. Kincheloe	1956-1960
Dr. A. D. Beittel	1960-1964
Dr. George A. Owens (Acting)	1964-1965

Dr. George A. Owens	1965-1984
Dr. Herman Blake	1984-1987
Dr. Charles A. Baldwin (Acting)	1987-1988
Dr. Adib A. Shakir	1988-1994
Dr. Edgar E. Smith (Acting)	1994-1995
Dr. Joe A. Lee	1995-2001
Dr. James H. Wyche (Acting)	2001-2002
Dr. Beverly Wade Hogan	2002–2019
Dr. Carmen J. Walters	2019-present

Vision Statement

As a thriving internationally recognized institution, Tougaloo College will prepare its graduates to be productive in their time and lead the change for a better world.

Mission

Tougaloo College prepares its students to be lifelong learners who are committed to leadership and service in a global society through its diverse undergraduate and graduate programs. The College is accessible to all persons while making students aware of its rich legacy as an independent, historically black liberal arts institution, affiliated with the United Church of Christ and Christian Church (Disciples of Christ).

Purpose Statement

Tougaloo College acknowledges and respects its traditions; remains dedicated to the equality of all people; and continues to be a value-oriented community where students are guided by concerned faculty and staff. Tougaloo College applies current knowledge to prepare students for lifelong learning and emerging technologies, as well as holistically humane standards in a global society.

Tougaloo College offers undergraduate and graduate programs designed to encourage students to apply critical thought to all areas of life; to acquire a basic knowledge of the humanities, natural sciences, and social sciences; to develop skills required in selected professions; and to provide leadership and service in a changing world.



Tougaloo College prepares its graduates to become self-directed learners and self-reliant persons capable of dealing with people, challenges, and issues. Tougaloo College contributes to the social, health, and educational needs of the local and state communities through a program of community service.

Our Values: Our Past Informs Our Future


Our strategic plan represents our vision for the future. However, there are abiding values of our institution that should not change and that will continue to inform our vision as we are inspired by the opportunities of the future and pursue strategies for continuous improvement.

- Academic Excellence
- Social Responsibility
- Diversity and Inclusion
- Innovation and Risk-Taking
- Tradition and Legacy
- Accountability
- Intellectual Freedom
- Collaboration and Teamwork
- Fiscal Integrity and Stewardship
- Accountability

The Administration



Dr. Leon Wilson
Provost/VP for Academic Affairs



Dr. Archie Bouie
VP of Finance and Administration



Mrs. Sandra Hodge
VP for Institutional



Dr. Eric Jackson, Sr
VP for Student Affairs

ADMINISTRATION

Carmen J. Walters, Ph.D.

President

Office: (601) 977-7730 Fax: (601) 977-7739 E-mail: cjwalters@tougaloo.edu
Blackmon Administration Building

Leon Wilson, Ph.D. (January -)

Provost/Vice President for Academic Affairs

Office: (601) 977-7737 Fax: (601) 977-4491 E-mail: lcwilson@tougaloo.edu
Blackmon Administration Building

Pradip Biswas, Ph.D. (September – December)

Interim Provost/Vice President for Academic Affairs

Office: (601) 977-7737 Fax: (601) 977-4491 E-mail: pbiswas@tougaloo.edu
Blackmon Administration Building

Bianca Garner, Ph.D. (August – September)

Provost/Vice President for Academic Affairs

Office: (601) 977-7737 Fax: (601) 977-4491 E-mail: bgarner@tougaloo.edu
Blackmon Administration Building

Eric Jackson, Sr., Ph.D.

Vice President for Student Affairs

Office: (601) 977-7814 Fax: (601) 977-4495 E-mail: ewjackson@tougaloo.edu
Jamerson Hall

Archie Bouie, II, Ed.D.

Vice President for Finance & Administration/Chief Fiscal Officer

Office: (601) 977-7716 Fax: (601) 977-7866 E-mail: abouie@tougaloo.edu
Blackmon Administration Building

Sandra Hodge

Vice President for Institutional Advancement

Office: (601) 977- 7920 Fax: (601) 977- 4492 E-mail: shodge@tougaloo.edu
Advancement Village

Linda Daniels, Ph.D.

Chief of Staff/Board Liaison/Title IX Coordinator

Office: (601) 977-4462 Fax: (601) 977-7739 E-mail: ldaniels@tougaloo.edu
Blackmon Administration Building

**BOARD OF TRUSTEES
2019-2020**

Benjamin W. Aldridge
Jackson, Mississippi

John Arledge
Brandon, Mississippi

Jeffrey Artis
Madison, Mississippi

Geoffrey Black, Ph.D.
Lakewood, Ohio

Edward Blackmon, Jr., Esq.
Canton, Mississippi

Col. (Ret.) Doris Browne, M.D., MPH
Washington, D. C.

Elane Coleman
Somerset, New Jersey

Estelle Cooke-Sampson, Ph.D.
Washington, D.C.

Blondean Davis (SECRETARY)
Orland Park, Illinois

Stephen, C. Edds, Esq.
Ridgeland, Mississippi

Shirlethia Franklin, Esq.
Washington, DC

Howard Glenn, D.D.S.
Memphis, Tennessee

Rev. Michele V. Hagans, D. Min.
Washington, D. C.

Edmond E. Hughes (CHAIR)
Ocean Springs, Mississippi

Rev. Alvin O. Jackson, D. Min.
Jacksonville, Florida

Mrs. Mavis L. James (TREASURER)
Jackson, Mississippi

William (Larry) Lucas
Mitchellville, Maryland

David E. Miller, Esq.
Houston, Texas

Carol T. Puckett
Jackson, Mississippi

Al Rojas
Jackson, Mississippi

Marion Tresvant
Stafford, Texas

LeRoy G. Walker, Jr.
Jackson, Mississippi

Primus Wheeler, Jr.
Jackson, Mississippi

Robert G. Yizar
Temple Terrace, Florida

TRUSTEE EMERITI

Reuben V. Anderson, Esq.
Jackson, Mississippi

Isaac K. Byrd, Jr., Esq.
Jackson, Mississippi

William Clay
Silver Springs, Maryland

Cullen L. Dubose
Detroit, Michigan

Howard Glen, D.D.S.
Memphis, Tennessee

Joseph A. Pichler, Ph.D.
Cincinnati, Ohio

Wesley F. Prater, M.D.
Canton, Mississippi

Edgar E. Smith, Ph.D.
Jackson, Mississippi

Congressman Bennie G. Thompson
Washington, D.C & Bolton, Mississippi

Joffre T. Whisenton
Atlanta, Georgia



The Faculty



Fall 2019
Full-Time Teaching Faculty by Academic Division

Education, Supervision and Instruction (Total Faculty – 7)

Carthan	Edelia	Ed.D.	Assistant Professor	Elementary/Early Childhood
Coleman	James	Ed.D.	Professor	Health and Physical Education
Harris	Roshunda	Ed.D.	Assistant Professor	Education
Johnston-Josey	Lucy	Ph.D.	Assistant Professor	Education
McLin	Arthur	Ed.D.	Associate Professor	Education
Williams-Black	Thea	Ph.D.	Professor	Education
Williams	Norma	M.A.	Assistant Professor	Health and Physical Education

Humanities (Total Faculty – 21)

Albert	Laurence	G.Dip.	Assistant Professor	Music
Davis	Mary P.	M.A.	Associate Professor	English/French
Evans	Terrance	M.A.	Instructor	Music
Freeman	Miranda	Ph.D.	Associate Professor	English
Ferguson	Joshua-Wade	Ph.D.	Assistant Professor	English
Gill	Lindsay	M.A.	Instructor	English
James	Kedra	Ph.D.	Assistant Professor	English
Lumumba	Ebony	Ph.D.	Associate Professor	English
Maberry	Johnnie	M.F.A.	Associate Professor	Art
Montgomery	Andrea	Ph.D.	Associate Professor	Music
Morgan-Myles	Kimberly	M.F.A.	Assistant Professor	English
Mustafaa	Ayesha	M.A.	Visiting Professor	Mass Communication
O'Hara	Bruce	M.F.A.	Associate Professor	Art
Pickens	Erin	M.S.	Instructor	Mass Communication
Primer	Jessie	Ph.D.	Associate Professor	Music
Rios	Ricardo	M.A.	Instructor	Spanish
Sanders	Karlos	M.F.A.	Associate Professor	Mass Communication
Savage	Phoenix	M.F.A.	Assistant Professor	Art
Shines	Arna	M.A.	Instructor	English/Writing and Rhetoric
Smith	Aleesha	M.A.	Instructor	Mass Communication
Twynner	Karl	M.M.Ed.	Assistant Professor	Music

Natural Sciences (Total Faculty – 17)

Allen	Fatissa	M.S.	Instructor	Mathematics
Armstrong	George	Ph.D.	Professor	Chemistry
Banerjee	Santanu	Ph.D.	Professor	Physics
Barringer	John	Ph.D./M.D.	Assistant Professor	Biology
Biswas	Pradip	Ph.D.	Associate Professor	Physics
Chen	Caixia	Ph.D.	Assistant Professor	Mathematics
Feng	Manliang	Ph.D.	Associate Professor	Chemistry
Garner	Bianca	Ph.D.	Professor	Biology
Hearst	Scoty	Ph.D.	Assistant Professor	Biology
Hill	Glake	M.S.	Associate Professor	Computer Science
Li	Lianna	Ph.D.	Assistant Professor	Biology
Mao	Jinghe	Ph.D./M.D.	Professor	Biology
			Distinguished Professor of	
McGinnis	Richard	Ph.D.	Natural Sciences	Chemistry
Smith	Paris	M.S.	Instructor	Mathematics
Streeter	Sharron	M.S.	Associate Professor	Computer Science
Walker	Scharri	Ph.D.	Associate Professor	Biology
Wang	Xiuquan	Ph.D.	Assistant Professor	Mathematics

Social Sciences (Total Faculty – 13)

Abdelrahman	Kamal	Ph.D.	Associate Professor	Sociology
Al-Dabbour	Atef	M.S./M.B.A.	Associate Professor	Economics
Chamberlain	Daphne	Ph.D.	Associate Professor	History
Davis	Walter	Ph.D.	Professor	Sociology
Hunter	Frederick	M.A.	Assistant Professor	Sociology
Khan	Shaila	Ph.D.	Professor	Psychology
Laiju	Meherun	Ph.D.	Associate Professor	Sociology
Lewis	Carmen	Ph.D.	Assistant Professor	Psychology
Miller	Julian	J.D.	Assistant Professor	Political Science
Miller	Jennifer	M.A.	Instructor	Psychology
Mohamed	Elsaudi	Ph.D.	Associate Professor	Economics
Rozman	Stephen	Ph.D.	Professor	Political Science
Woods	William	Ph.D.	Associate Professor	History

Total Full-Time Faculty: 58

Fall 2019
Full-Time Faculty by Academic Division

Full-Time Faculty with Terminal Degrees

Division	Ed.D.; Ph.D.	D. Min.; M.F.A. M.S.L.S	Total Terminal Degrees
Education	6	0	6
Humanities	6	6	12
Natural Sciences	13	0	13
Social Sciences	10	0	10
Total Faculty	35	6	41

Summary of Entire Faculty by Rank and Gender

Rank	Female	Male	Total
Distinguished Professor	0	1	1
Professor	4	5	9
Associate Professor	8	11	19
Assistant Professor	11	8	19
Instructor	7	2	9
Visiting Professor	1	0	1
TOTAL	31	27	58

Faculty Characteristics by Race

	Number
Hispanic or Latino	1
American Indian or Alaska Native	0
Asian	9
Black or African American	36
Native Hawaiian or Other Pacific Islander	0
White	9
Nonresident alien	
Resident alien (and other eligible non-citizens)	
Race/ethnicity unknown	3
TOTAL	58

Fall 2019
Faculty by Division, Rank, and Gender

Education, Supervision & Instruction Division	Female	Male
Professor	1	1
Associate Professor	0	1
Assistant Professor	4	0
Humanities Division		
Associate Professor	5	3
Assistant Professor	3	3
Instructor	4	2
Visiting Professor	1	0

Natural Sciences		
Distinguished Professor	0	1
Professor	2	2
Associate Professor	1	3
Assistant Professor	3	3
Instructor	2	0
Visiting Professor	0	0
Social Sciences Division		
Professor	1	2
Associate Professor	2	4
Assistant Professor	1	2
Instructor	1	0

Tenured Faculty

<u>Name</u>			<u>Date Tenured</u>	<u>Rank</u>
Abdelrahman	Kamal	Ph.D.	1999	Associate Professor
Al-Dabbour	Atef	M.S./M.B.A.	1992	Associate Professor
Armstrong	George	Ph.D.	2016	Professor
Banerjee	Santanu	Ph.D.	2007	Professor
Biswas	Pradip	Ph.D.	2013	Associate Professor
Chamberlain	Daphne	Ph.D.	2019	Associate Professor
Coleman	James	Ed.D.	2015	Professor
Davis	Mary P.	M.A.	1998	Associate Professor
Davis	Walter	Ph.D.	2012	Professor
Feng	Manliang	Ph.D.	2017	Associate Professor
Freeman	Miranda	Ph.D.	2014	Associate Professor
Garner	Bianca	Ph.D.	2015	Professor
Hill	Glake	M.S.	1980	Associate Professor
Khan	Shaila	Ph.D.	2004	Professor
Laiju	Meherun	Ph.D.	2013	Associate Professor
Lumumba	Ebony	Ph.D.	2019	Associate Professor
Maberry	Johnnie	M.F.A.	2002	Associate Professor
Mao	Jinghe	Ph.D./M.D.	2007	Professor
				Distinguished Professor
McGinnis	Richard	Ph.D.	1974	of Natural Sciences
McLin	Arthur	Ed.D.	2013	Associate Professor
Mohamed	Elsaudi	Ph.D.	2005	Associate Professor
Montgomery	Andrea	Ph.D.	2009	Associate Professor
O'Hara	Bruce	M.F.A.	1994	Associate Professor
Primer	Jessie	Ph.D.	2016	Associate Professor
Rozman	Stephen	Ph.D.	1978	Professor
Sanders	Karlos	M.F.A.	2016	Associate Professor
Streeter	Sharron	M.S.	1995	Associate Professor
Walker	Scharri	Ph.D.	2019	Associate Professor
Williams	Norma	M.A.	1968	Assistant Professor
Williams-Black	Thea	Ph.D.	2017	Professor
Woods	William	Ph.D.	1991	Associate Professor

2018 – 2019 vs. 2019 - 2020

Total Tenured Faculty: 32 (53%)

Total Faculty: 60

Total Tenured Faculty: 31 (53%)

Total Faculty: 58

Academic Programs

Expected Student Learning Outcomes

1. Tougaloo graduates should be able to communicate verbally and nonverbally in a variety of modes.
2. Tougaloo graduates should be able to acquire and process information.
3. Tougaloo graduates should be able to organize, comprehend, and make practical use of a wide variety of materials, from the sciences to the arts.
4. Tougaloo graduates should be able to apply knowledge in a new context.
5. Tougaloo graduates should be aware of scientific principles relating to health and the larger environment.
6. Tougaloo graduates should be able to accept and work through ambiguity and diversity while developing strong personal values, social skills, and a sense of ethics.
7. Tougaloo graduates should have completed a program of studies in a specific discipline or area (traditionally called a major) which has equipped them with a basic understanding of the concepts and principles of the discipline and provided them with skills germane to it.

Source: *The Tougaloo College Catalog 2018-2020*

Degrees and Certifications

Tougaloo College offers the Associate of Arts, Bachelor of Arts, and Bachelor of Science degrees.

Associate of Arts

- Early Childhood Education
- Child Development
- Religious Studies

Bachelor of Arts

- Art
- Art Education
- Child Development
- Economics
- Economics (Emphases in Accounting or Business Administration)
- Elementary Education
- English
- English Education
- English (Emphasis in Journalism)
- Health and Recreation
- Health, Physical Education, and Recreation
- History
- History Education
- Liberal Studies
- Mass Communication
- Music (Emphasis in piano or voice)
- Music Education
- Political Science
- Psychology
- Religious Studies
- Sociology
- Sociology (Emphasis in Social Work)
- Social Work
- Special Education

Bachelor of Science

- Biology
- Biology Education
- Chemistry
- Chemistry Education
- Mathematics
- Mathematics Education
- Physics
- Physics Education

Masters of Arts

- Early Child Development
- Teaching

Degree Requirements

Candidates for the Associate of Arts degrees must have:

- Completed a program of general education including
 - SSS 101-102: Student Success Seminar - 4 semester hours
 - ENG 101-102: Effective Writing - 6 semester hours
 - MAT 103: College Algebra II - 3 semester hours
 - ART 101: Art Appreciation - 3 semester hours
 - CSC 107: Computer Literacy - 3 semester hours
 - PHE 104: Comprehensive Health - 3 semester hours
 - SPE 101: Effective Speaking - 3 semester hours
 - HIS 131: World History - 3 semester hours
- Completed 62 semester hours, including the minimum 27 hours of general education program
- Passed the essay portion of the English/Writing Proficiency Examination
- Earned a “C” average for all college course work
- Paid all debts to the College

Candidates for Bachelor of Arts or Bachelor of Science degrees must have:

CORE/General Education Requirements Tougaloo College requires a total of 124 credit hours to graduate. All students are required to take 34 - 36 credit hours of **CORE** general education courses, as outlined below:

- SSS 101 Student Success Seminar - 2 credit hours
- SSS 102 Student Success Seminar - 2 credit hours
- ENG 101 or 103 Effective Writing I - 3 or 4 credit hours
- ENG 102 or 104 Effective Writing II - 3 or 4 credit hours
- GEN 102 Diaspora Studies - 3 credit hours
- MAT 103 or 106 - Pre Cal I or Contemporary Math - 3 credit hours
- GEN 150 Total Wellness - 3 credit hours
- Modern Languages 101 and 102 - 6 credit hours
(choose one language and take two semesters - French, Spanish, Arabic, Chinese, Japanese, or Korean)
- ENG 201 Introduction to World Literature - 3 credit hours

Themes of Student Inquiry (select any two courses from the category below)

- Prospects of Freedom
 - GEN 200 The New Jim Crow - 3 credit hours
 - GEN 201 Advocates for Children, Families, & Communities - 3 credit hours
 - Understanding Life Processes
 - GEN 210 The Secret of Life - 3 credit hours
 - GEN 211 Race, Gender & Medicine – 3 credit hours
- Human Wellness
 - GEN 210 The Secret of Life - 3 credit hours
 - GEN 221 Human Wellness through Arts and Spirituality - 3 credit hours

- Innovation in a Fluid Society
GEN 230 Evolution of Education - 3 credit hours
GEN 231 Social Media & Society: Likes, Links, Timelines & Tweets –
3 credit hours
- Understanding Hegemony
GEN 240 Black Like Me: The Black Body and the Media - 3 credit hours
GEN 241 Rewrite Mississippi: Narratives of Hate and Harmony in Mississippi –
3 credit hours
- Earned an overall average of at least a “C” in all work done at Tougaloo.
- Transfer students may petition the Vice President for Academic Affairs to have transfer credits included in their average.
- Earned no grade lower than a “C” in courses required or elected in the major
- Completed a comprehensive paper in the major during the senior year, some departments may require special examinations.
- Passed all parts of the English/Writing Proficiency Examination
- Paid all debts to the College
- Spent the final year in residence at Tougaloo College
- Completed at least 25% of the credits required for the degree and the last 30 semester hours at Tougaloo College
- Completed 60 semester hours of community service

Candidates for Masters of Arts degrees must have:

The academic requirements of the M.A. in Child Development degree will consist mostly of coursework and a master's thesis or project that is interdisciplinary, but whose core is still child development with early childhood development theory and research framing the main areas of study.

- Students must complete a minimum of 12 courses and a master's thesis/project, which must include an original analysis of a data set of a proposed problem.
- Courses must be chosen at the graduate level (numbered 500 or higher) from the Division of Education.
- All courses must be passed with a grade of B or better and students must maintain an overall grade point average of 3.0 or better.
- The M.A.in Child Development degree program requires students to complete the required credits at Tougaloo College and to complete 36 semester hours for the degree at the College, during the course of the two-year program.
- N

- No more than six graduate hours taken after completion of a baccalaureate degree can be transferred from another institution towards the program requirements.
- Written thesis or project will be required of all students. The thesis/project must consist of an original analysis that solves a real-world problem.
- The programs will require candidates to complete 37 semester credit hours within an 18-month timeframe for full-time candidates, summer semester included, and two to three years for part-time candidates and six (6) units must be completed after one year of full-time teaching.

The M.A.T. degree programs are designed for candidates with an anon-education bachelor's degree with either a major in a content/subject or discipline area (30 semester credit hours) or significant upper-level coursework in a single discipline area.

- All M.A.T. candidates must take at least three of the pre-teaching core courses (EDU 500, EDU 502, EDU 505, and EDU 506), in which two must include EDU 502: Assessment and Evaluation and EDU 505: Classroom Management courses, and pass Praxis 1 and Praxis 2 to apply for a three-year provisional Class A license.
- After completion of one year of teaching and required coursework, candidates may apply for a Class A standard (5 year) license.
- Upon program completion (graduation), M.A.T. candidates may apply for a Class AA standard license.

Academic Support Services



Dearius Griffin of Natchez cuts down the net after the Tougaloo Bulldogs won the conference championship game against Edward Waters College in Jacksonville, Florida, 91-85.



Coach K. Barnes, Coach T. Billups, President C. Walters



Athletics

The Department of Athletics is an integral part of the student's educational experience, providing tools, skills, and competencies which contribute to the total development of the student-athletes who represent a special population of the campus community. With high emphasis placed on the following 5 Core

Values of Champions of Character: Integrity, Respect, Responsibility, Sportsmanship, and Servant Leadership, the department regularly meets the criteria for being named a Champions of Character Five-Star Institution. The department also cares about the overall student-athletes spiritual well-being by offering the Fellowship of Christian Athletes (FCA) as a ministering tool. As an advocate for student success in the classroom, much emphasis is placed upon the tutorial labs offered by the college to assure that each student-athlete has an opportunity to be successful both on and off the court or playing field. The Tougaloo College Department of Athletics includes men's and women's basketball, baseball, men's and women's tennis, volleyball, and men's and women's cross country. Tougaloo College is a member of the Gulf Coast Athletic Conference (GCAC) and the National Association of Intercollegiate Athletics (NAIA).



David M. Halbrook Award Recipient

**CONGRATULATIONS
LEDARIUS
WOODS**



Federal TRiO Programs

Under the auspices of the Office of Academic Affairs, the College sponsors the Federal TRiO Programs which provide academic support services to middle schools, high schools, adults, and a segment of the college population.

Educational Talent Search: This is a community outreach program serving participants in central Mississippi. The services include collecting and disseminating information regarding a variety of postsecondary educational opportunities, student financial aid, academic assistance, and career options available to participants. The program provides tutorial assistance for middle school participants.



Upward Bound:

This is a pre-college motivational program designed to generate, in the participants, skills, and motivation necessary for success in education beyond high school. The program is conducted during the summer as well as during the academic year. Participants generally live on campus during the summer session and take part in a variety of academic, career, social and cultural activities. The program offers a bridge summer component for those Upward Bound participants who have graduated from secondary school and intend to enroll at a post-secondary institution in the fall.

Educational Opportunity Center: This is a program designed to assist adults with information about educational and career opportunities in Hinds, Madison, Leake, Warren, and Yazoo counties. The Center helps qualified adults who desire to enter or continue a program of postsecondary education by providing information on admission requirements and available financial aid. In conjunction with schools, agencies, and organizations in the target area, this program develops, publicizes, and implements strategies that are designed to increase the probability of dropouts being re-admitted to secondary postsecondary school.

Upward Bound Math & Science: This is a pre-college enrichment program designed to generate skills and motivation in math and science for success in education beyond high school. Students in the Math and Science program are introduced to the research process and its techniques. The program is conducted on (8) eight Saturdays during the academic component year and students live on campus during the six (6) week summer component.

Honors Program

The Honors Program at Tougaloo College is designed to accommodate self-motivated, self-directed, and goal-oriented students who want to enhance college experience and opportunities in their chosen careers by taking academic courses in a specially designed accelerated program. All incoming students who have been designated Presidential Scholars or who have been ranked in the top 10 percent of their high school class and have a composite ACT score of at least 25 or an SAT score of 1010 or greater are invited to participate.

Enrolled students who have completed 24 semester hours at Tougaloo College with a grade point average of 3.50 or higher may also join the program. Additionally, all honors students will be expected to participate in cultural experience seminars as well as with present research during the Annual Tougaloo College Symposium for Undergraduate Research.



Institute for the Study of Modern Day Slavery

The institute, the only one of its kind at a historically black college or university, will amass an alliance — one between academicians, students, policymakers, law enforcement officials, international social activists, think tanks, scholars and grassroots community and global outreach groups, both large and small — to study issues such as human trafficking and forced labor in a global context. The institute’s ultimate goal is to develop solutions to combat and eradicate the scourge of subjugation.



Jackson Heart Study

The Jackson Heart Study (JHS) is a collaborative program involving Tougaloo College, Jackson State University, and the University of Mississippi Medical Center with the National Heart, Lung, and Blood Institute (NHLBI) and the National Institute on Minority Health and Health Disparities. Under this program, the college serves as the home of the Undergraduate Training and Education Center (UTEC). The goals of the UTEC are to (1) create a pool of well-trained high school students who, upon entering college, can successfully complete an undergraduate degree and enter graduate or professional schools; (2) introduce a program of college courses to prepare the Tougaloo College students to pursue advanced studies in health care; and (3) involve the students in hands-on experiences to create interest in public health, epidemiology and biostatistics.

In order to accomplish the above goals, the UTEC has developed the following programs; SLAM (Science, Language Arts and Mathematics) Workshops I, II, and III for High School students during the summer and the Jackson Heart Study Scholars Program for Tougaloo College students which involves course work and academic year and summer internships.

L. Zenobia Coleman Library

The mission of the L. Zenobia Coleman Library is to identify and provide the information and library resources needed by members of the College community in their study, teaching, research, public service, and professional development; to instruct and assist in the use of library resources and services; to share in the development and implementation of the College’s educational and research programs; to cooperate with other libraries and information providers; and to participate in area, state and national professional library activities.

The library staff seeks to accommodate the educational programs, philosophy, mission, goals and objectives of the College. In that regard, the College has made constant efforts to maintain a balanced library program that fosters and aids the promotion and achievement of academic, professional, and personal excellence. Designed to provide an environment conducive to study, the library has individual study carrels, computers, conference rooms, and a videoconferencing classroom located on the first floor. In collaboration with the Office of Information Technology, wireless connectivity is installed throughout the Library.

The Library is online with several electronic databases: JSTOR periodical database provides full-text access to more than 150 scholarly journals dating back to the 18th century, along with 2,700 eBooks. EBSCO Academic Search Complete databases provide access to full-text for over 19,000 journals, abstracts, images, and over 21,000 eBooks embracing all disciplines. Newsbank Collection is a

comprehensive, full-text news resource consisting of regional, national, and international sources, including more than 5,000 newspaper titles, as well as newswires, Web editions, blogs, videos, broadcast transcripts, and other publications covering news from around the world. The Credo Reference database offers full-text access to over 680 dictionaries and encyclopedias in all disciplines and also includes over one million images.

The Library also supplies access to the U.S. Department of Education Resources Information Center (ERIC) database provides indexing and abstracts for more than 1,000 full-text education-related journals.

Also provided is Pub-Med which is a service of the U.S. National Library of Medicine that includes over 17 million citations from MEDLINE and other life science journals and Pub-Health which is the U.S. National Institutes of Health free digital archive of biomedical and life sciences journal literature.

Participation in the Interlibrary Lending Cooperative provides access to over 2 Billion external resource materials from 75,000 libraries in the OCLC network at no charge to faculty and students.

Registrar

The Office of the Registrar is responsible for providing essential services related to the College's academic records. These services include maintaining academic files on enrolled and formerly enrolled students, processing grade and transcript requests, evaluating transcripts of transfer students, verifying enrollment and graduation requirements, and managing all processes related to registration.

Student Success Center

The Student Success Center, while not a degree-granting program, uses strategies designed to engage divisions, departments, and other sectors, with the first-year cohorts, in the teaching, assisting, modeling, and learning process aimed to develop transitional skills, academic success, and effective personal leadership skills to contribute to the greater global community. The Student Success Center is designed to encourage first-year cohorts, transfers, and readmits, to become socially responsible and participate in service-learning projects. Finally, Success Coaches orient students to Tougaloo College, advise students as they explore career paths, and retain students by connecting them to resources and opportunities on the Tougaloo College campus, and give them the best start possible.

Student Success & Retention Coaches are guided in their practice through:

- Appreciative advising
- Embracing a holistic approach
- Promoting engagement
- Supporting and promoting a proactive mindset
- Striving for meaningful, authentic relationships

Providing Resources to Students

- Academic Coaching
- Career Coaching
- Life Coaching

In addition, the Student Success Center sponsors major programs, ceremonies, and inductions which assist the first-year cohort in making the transition necessary to move toward graduation.

Supplemental Laboratories

TASCS: The Tougaloo Academic Success Centers 2019-2020

Using the Socratic “Inquiry-Based” Method in TASCS allow students to identify “what is known” about any discipline or subject, and move toward connecting to “what ought to be known” about its concept and content. Hours.

The Writing Center

The Writing Center with nine (9) tutors provides academic support, in basic grammar, English Composition, Literature, Effective Speaking and other courses engaged in writing. Two hundred and eighty-five (285) students received help in writing.

The Language Center

The Language Center with six (6) tutors provides support from the foundational level to the advanced level in articulation, grammar, writing, and cultural aspects. Forty-two (42) tutees in the fall and sixty-five (65) tutees in the spring received help in Spanish, French, and Korean.

The Mathematics and Computer Science Center

The Math and Computer Science Centers provide academic services for students in Mathematics such as Algebra I and II, Contemporary Math, Trigonometry, Calculus I and II and all Computer Science courses, including Computer Literacy. The two (2) Peer Tutors used visual studio technology to help twenty-nine (29) in computer science, while the nine (9) mathematicians used Moodles and Alecks to help ninety-six (96) in the fall and ninety-two (92) in the spring.

The Reading Center

The Reading Center helps students to connect and engage in active reading strategies while gather conceptual and content information for college courses. Four (4), Peer Tutors, using the Socratic Method, to serve as Comprehension supporters for four (8) students the discipline in which they specialized.

The Science Center

The Science Center provides technological assistance and qualified tutors to enhance student inquiry, content and conceptual knowledge in biology, chemistry, and physics, as well as research information, lab reports and abstracts. Sixteen (16) Peer Tutors handled STEM courses for two hundred (100 in the fall and 100 in the spring) students from foundational levels to advance levels.

The Social Science Center

The Social Science Center provides academic support to students seeking help in understanding terminology within the content and conceptual information in psychology, sociology, history, statistics, accounting, economics, political sciences, and business. One hundred and thirty-five (62 in the fall and 73 in the spring) students received services from five (5) Peer Tutors.

World Languages Research and Study Center is located in Holmes Hall. It is available to students studying French and Spanish and the critical languages of Arabic, Japanese, and Mandarin Chinese.

The Dr. Annie J. Cistrunk Learning Commons is located on the second floor of Berkshire Cottage and serves the campus community as an open learning space designed for individual or group instruction/study. The Learning Commons includes resources that will assist students and faculty from various disciplines within the Humanities in research and project development.

The Tougaloo Center for Undergraduate Research (TCUR)


The purpose of TCUR is to promote undergraduate research across the disciplines. Faculty mentors work with students on designated topics and projects to enhance the basic tenets of research taught in the regular curriculum.



The Tougaloo Center for Undergraduate Research (TCUR) provides various support services to faculty who are members of TCUR. It provides various faculty development and grantsmanship workshops. TCUR identifies mentors in specialized areas who review grant proposals and provide suggestions for improvement. Additionally, it provides a forum in which members share information, concerns on specific areas of interest, and suggestions for further development.

Faculty and students are encouraged to develop research topics and projects with the intent to publish and present at local, regional and national seminars, workshops, and conferences. The College promotes and conducts an annual undergraduate research symposium. Faculty participates in the selection process for student presenters.

Demographics of the Student Body



Fall 2019

ADMISSIONS SUMMARY

Total Applications	2016	2017	2018	2019
All Students (Freshmen/Transfers)	4539	4993	3954	3862
Incomplete Applications				
All Students (Freshmen/Transfers)	2945	2706	2020	2117
Completed Applications				
All Students (Freshmen/Transfers/Re-admits)	1594	2227	1934	1745
Students Accepted				
All Students (Freshmen/Transfers)	1528	1664	1816	1356
Accepted Responses				
All Students (Freshmen/Transfers)	332	353	307	277
Enrolled				
All Students	279	293	235	217
Freshmen	172	196	152	125
Transfers	71	63	49	58
Re-Admits	24	28	29	29
International Exchange/ALLEK/Fulbright Scholars	4	4	5	4
Current Average ACT				
	18	19	18	-
Current Average GPA				
	2.75	2.73	2.74	-
Current Average SAT				
	830	981	865	-
Mean National Average (ACT)				
	21	21	21	21
Mean National Average (SAT)				
	1010	1060	1068	1059

Source: Director of Enrollment Services

**TOUGALOO COLLEGE
OFFICE OF RECORDS
FALL 2019 ENROLLMENT REPORT**

ENROLLMENT ALL STUDENTS HEADCOUNT	MALE	FEMALE	TOTAL
Undergraduate	246	462	708
Graduate	0	8	8
Early College Dual Enrolled 9th Graders	13	35	48
Early College Dual Enrolled 10th Graders	10	24	34
Total	269	529	798

ENROLLMENT (With Early College High School FTE)	MALE	FEMALE	TOTAL
Undergraduate	246	462	708
Graduate	0	8	8
Early College Dual Enrolled 9th Graders FTE	2	6	8
Early College Dual Enrolled 10th Graders FTE	6	13	19
Total	254	489	743

UNDERGRADUATE/GRADUATE ENROLLMENT	MALE	FEMALE	TOTAL
New Undergraduate and Graduate Students	78	140	218
Students Returning from Spring 2019	168	330	498
Total Undergraduates	246	470	716

GRADUATE ENROLLMENT	MALE	FEMALE	TOTAL
New Students	0	1	1
Students Returning from Spring 2019	0	7	7
Total Graduate Students	0	8	8

UNDERGRADUATE ENROLLMENT	MALE	FEMALE	TOTAL
New Students	78	139	217
Students Returning From Spring 2019	168	323	491
Total Undergraduate Students	246	462	708

NEW STUDENTS BY CATEGORY	MALE	FEMALE	TOTAL
Cohort New 1st Year Freshmen	46	79	125
Transfer Students	22	36	58
Readmitted Students	9	20	29
ALLEX/Fulbright Exchange Students	0	4	4
Non-Degree Seeking Student	1	0	1
Graduate Student	0	1	1
Total New Students	78	140	218

**FALL 2019
ENROLLED STUDENT BY CLASSIFICATION**

DEGREE SEEKING UNDERGRADUATES	MALE	FEMALE	TOTAL
FRESHMEN	63	114	177
SOPHOMORES	74	108	182
JUNIORS	51	102	153
SENIORS	57	134	191
TOTAL DEGREE SEEKING STUDENTS	245	458	703
ALLEX/FULBRIGHT	0	4	4
NON-DGREE SEEKING	1	0	1
GRADUATE STUDENTS	0	8	8
TOTAL	246	470	716
MALE/FEMALE RATIO	34	66	100

RETURNING STUDENTS BY CLASSIFICATION

DEGREE SEEKING UNDERGRADUATES	MALE	FEMALE	TOTAL
FRESHMEN	10	28	38
SOPHOMORES	61	89	150
JUNIORS	45	82	127
SENIORS	52	124	176
DEGREE SEEKING UNDERGRADUATES	168	323	491
RETURNING GRADUATE STUDENTS	0	7	7
TOTAL RETURNING	168	330	498
MALE/FEMALE RATIO	34	66	100

NEW STUDENT BY CLASSIFICATION

	MALE	FEMALE	TOTAL
FRESHMEN	52	86	138
SOPHOMORES	14	19	33
JUNIORS	6	20	26
SENIORS	5	10	15
TOTAL DEGREE SEEKING UNDERGRADUATES	77	135	212
ALLEX/FULBRIGHT	0	4	4
NON-DEGREE	1	0	1
NEW GRADUATE STUDENT	0	1	1
TOTAL NEW	78	140	218
MALE/FEMALE RATIO	36	64	100

FALL 2019 FULL TIME ENROLLMENT BY CLASS

DEGREE SEEKING UNDERGRADUATES	MALE	FEMALE	Fall 2018
COHORT STUDENTS (1ST Year Students)	46	78	124

FRESHMEN (Including Cohort Students)	63	112	175
SOPHOMORES	74	107	181
JUNIORS	49	102	151
SENIORS	49	121	170
TOTAL	235	442	677

ALEX/FULLBRIGHT (Non Degree)	0	0	0
TOTAL UNDERGRADUATES	235	442	677
GRADUATE STUDENTS	0	3	3
TOTAL ALL STUDENTS	235	445	680

FALL 2019 PART TIME ENROLLMENT BY CLASS

DEGREE SEEKING UNDERGRADUATES	MALE	FEMALE	Fall 2018
FRESHMEN (Including Cohort Students)	0	1	1

FRESHMEN (Including Cohort Students)	0	2	2
SOPHOMORES	0	1	1
JUNIORS	2	0	2
SENIORS	8	13	21
TOTAL	10	16	26

ALEX/FULLBRIGHT (Non Degree)	1	4	5
TOTAL UNDERGRADUATES	11	20	31
GRADUATE STUDENTS	0	5	5
TOTAL ALL STUDENTS	11	25	36

FULL TIME EQUIVALENCY UNDERGRADUATE STUDENTS (FTE) IPEDS

CATEGORY	# Full Time Plus Part Time Hours Divided By 12		TOTAL
MALE	235	(176 ÷ 12 = 06)	241
FEMALE	442	(133 ÷ 12 = 11)	453
TOTAL FTE M/F	677	(200 ÷ 12 = 17)	694

FULL TIME EQUIVALENCY GRADUATE STUDENTS (FTE) IPEDS

CATEGORY	# Full Time Plus Part Time Hours Divided By 12		TOTAL
MALE	0	(00 ÷ 12 = 00)	0
FEMALE	3	(30 ÷ 12 = 03)	6
TOTAL FTE M/F	3	(30 ÷ 12 = 03)	3

FULL TIME EQUIVALENCY ALL STUDENTS (FTE) IPEDS

CATEGORY	# Full Time Plus Part Time Hours Divided By 12		TOTAL
MALE	235	(176 ÷ 12 = 06)	241
FEMALE	445	(163 ÷ 12 = 14)	459
TOTAL FTE M/F	680	(239 ÷ 12 = 20)	700

(FTE) Other

STUDENTS	Plus one-third of all part-time students	Total FTE
UNDERGRADUATES	677 (31 ÷ 3 = 10)	680
ALL STUDENTS	680 (36 ÷ 3 = 12)	692

FALL 2019 ENROLLMENT BY MAJORS & DIVISIONS

EDUCATION	MALE	FEMALE	TOTAL
CHILD DEVELOPMENT	1	12	13
ELEMENTARY EDUCATION	2	30	32
HEALTH AND RECREATION	38	22	60
MASTER'S IN CHILD DEVELOPMENT	0	8	8
TOTAL EDUCATION	41	72	113

HUMANITIES	MALE	FEMALE	TOTAL
ART	2	5	7
ENGLISH	7	14	21
LIBERAL STUDIES	1	3	4
MASS COMMUNICATION	12	17	29
MUSIC	12	8	20
TOTAL HUMANITIES	34	47	81

SOCIAL SCIENCES	MALE	FEMALE	TOTAL
ECONOMICS	14	11	25
ECONOMICS/ACCOUNTING	9	5	14
ECONOMICS/BUSINESS ADMINISTRATION	26	19	45
HISTORY	2	6	8
HISTORY/AFRICAN AMERICAN STUDIES	1	1	2
HISTORY AND POLITICAL SCIENCE	1	0	1
POLITICAL SCIENCE	14	23	37
PSYCHOLOGY	8	48	56
SOCIOLOGY	3	27	30
SOCIOLOGY/SOCIAL WORK	3	9	12
SOCIOLOGY AND POLITICAL SCIENCE	0	1	1
TOTAL	81	150	231

NATURAL SCIENCES	MALE	FEMALE	TOTAL
BIOLOGY	45	138	183
BIOLOGY/EDUCATION	0	1	1
BIOLOGY AND POLITICAL SCIENCE	0	1	1
CHEMISTRY	5	26	31
COMPUTER SCIENCE	18	9	27
COMPUTER SCIENCE AND HISTORY	1	0	1
PHYSICS	2	0	2
MATHEMATICS	4	10	14
MATHEMATICS AND PHYSICS	1	0	1
TOTAL NATURAL SCIENCE	76	185	261

TOTAL BY DIVISION	MALE	FEMALE	TOTAL	PER
EDUCATION	41	72	113	16%
HUMANITIES	34	47	81	11%
SOCIAL SCIENCE	81	150	231	32%
NATURAL SCIENCE	76	185	261	37%
UNDECIDED	13	12	25	3%
NON-DEGREE	1	4	5	1%
TOTAL ALL STUDENTS	246	470	716	

FALL 2019 HEADCOUNT ENROLLMENT BY MISSISSIPPI COUNTIES

MISSISSIPPI COUNTIES	MALE	FEMALE	TOTAL
Adams	0	6	6
Attala	0	1	1
Bolivar	3	13	16
Claiborne	0	3	3
Coahoma	2	4	6
Copiah	4	11	15
Covington	0	2	2
Desoto	4	4	8
Forrest	6	3	9
Harrison	2	9	11
Hinds	72	138	210
Holmes	3	11	14
Humphreys	1	4	5
Jackson	4	13	17
Jasper	1	1	2
Jefferson Davis	0	1	1
Jones	4	4	8
Lafayette	1	0	1
Lamar	1	0	1
Lauderdale	1	0	1
Leake	0	5	5
Lee	0	1	1
Leflore	1	9	10
Lincoln	1	1	2
Lowndes	3	0	3
Madison	23	36	59
Marshall	0	2	2
Montgomery	0	1	1
Neshoba	0	1	1
Noxubee	0	1	1
Panola	1	1	2
Pike	1	10	11
Rankin	9	11	20
Sharkey	0	1	1
Simpson	0	2	2
Stone	0	1	1
Sunflower	0	7	7

Tallahatchie	1	0	1
Tate	0	1	1
Tunica	1	3	4
Walthall	0	1	1
Warren	1	6	7
Washington`	12	10	22
Winston	0	1	1
Yazoo	1	6	7
TOTAL MISSISSIPPI COUNTIES	164	346	510

FALL 2019 HEADCOUNT ENROLLMENT BY STATES

STATES	MALE	FEMALE	TOTAL
Alabama	2	9	11
Arkansas	2	4	6
California	2	8	10
Florida	1	3	4
Georgia	11	4	15
Illinois	22	41	63
Indiana	0	1	1
Louisiana	18	13	31
Maryland	0	2	2
Michigan	3	1	4
Minnesota	1	2	3
<i>Mississippi</i>			
Missouri	3	1	4
Nevada	0	1	1
Ohio	0	1	1
Oklahoma	1	1	2
Tennessee	6	12	18
Texas	3	7	10
Wisconsin	1	1	2
TOTAL EXCLUDING MISS.	76	112	188
TOTAL MISSISSIPPI	164	346	510
TOTAL STATES	240	458	698
FOREIGN COUNTRIES	MALE	FEMALE	TOTAL
China	0	1	1
Egypt	0	1	1
Ghana	3	1	4
Jamaica	3	6	9
Japan	0	1	1
Korea	0	1	1
St Lucia	0	1	1
TOTAL FOREIGN COUNTRIES	6	12	18
TOTAL STATES	240	458	698
TOTAL ALL STUDENTS	246	470	716

PERCENTAGE BY STATES/COUNTRIES/MISSISSIPPI COUNTIES

GEOGRAPHIC LOCATION	MALE	%	FEMALE	%	TOTAL
TOTAL FROM MISSISSIPPI	164	32%	346	68%	510
TOTAL FROM OTHER STATES	76	40%	112	60%	188
FOREIGN COUNTRIES	6	33%	12	66%	18
TOTAL STUDENTS	246		470		716

PERCENTAGE	IN-STATE	%	OUT OF STATE	%
TOTAL	510	71%	206	29%

**FALL 2019 INTERNATIONAL STUDENTS
DEGREE SEEKING STUDENTS**

FOREIGN COUNTRIES	MALE	FEMALE	TOTAL
Ghana	3	1	4
Jamaica	3	6	9
St. Lucia	0	1	1
TOTAL FOREIGN COUNTRIES	6	8	14

ALLEX/FULLBRIGHT NON-DEGREE STUDENTS

FOREIGN COUNTRIES	MALE	FEMALE	TOTAL
China	0	1	1
Egypt	0	1	1
Japan	0	1	1
Korea	0	1	1
TOTAL FOREIGN COUNTRIES	0	4	4

**FALL 2019 ENROLLMENT BY ORIGIN AND ETHNICITY
BY ORIGIN**

CATEGORY	MALE	FEMALE	TOTAL	%
BLACK-AMERICANS	238	457	695	97
HISPANIC	1	1	2	
OTHER FOREIGN	6	12	18	2
WHITE-AMERICANS	1	0	1	
TOTAL ALL STUDENTS	246	470	716	

BY ETHNICITY

ETHNICITY	MALE	FEMALE	TOTAL	%
BLACK	244	465	709	99
HISPANIC	1	1	2	
ASIAN	0	3	3	
WHITE	1	1	2	
TOTAL	246	470	716	

**Fall 2019
COHORT STUDENTS**

CATEGORY	MALE	FEMALE	TOTAL
Black	46	79	25
White	0	0	0
Hispanic	0	0	0

Non-Resident Alien	0	0	0
Total	46	79	25

TRANSFER STUDENTS

CATEGORY	MALE	FEMALE	TOTAL
Black	21	36	57
White	1	0	1
Hispanic	0	0	0
Non-Resident Alien	0	0	0
Total	22	36	58

RETURNING STUDENTS

CATEGORY	MALE	FEMALE	TOTAL
Black	171	334	505
White	0	0	0
Hispanic	1	1	2
Non-Resident Alien	5	8	13
Total	177	343	520

NON-DEGREE STUDENTS

CATEGORY	MALE	FEMALE	TOTAL
Black	1	0	1
White	0	0	0
Hispanic	0	0	0
Non-Resident Alien	0	4	4
Total	1	4	5

TOTAL STUDENTS

CATEGORY	MALE	FEMALE	TOTAL
Black	239	449	688
White	1	0	1
Hispanic	1	1	2
Non-Resident Alien	5	12	17
Total	246	462	708

GRADUATE STUDENTS

CATEGORY	MALE	FEMALE	TOTAL
Black	0	8	8
White	0	0	0
Hispanic	0	0	0
Non-Resident Alien	0	0	0
Total	0	8	8

**TOUGALOO COLLEGE
OFFICE OF RECORDS
TOUGALOO COLLEGE
2018-2019 DEGREES GRANTED BY MAJOR
(AUGUST 2018, DECEMBER 2018 AND MAY 2019)**

EDUCATION DIVISION

MASTER OF ARTS DEGREE	MALE	FEMALE	TOTAL
CHILD DEVELOPMENT	0	1	1

BACHELOR OF ARTS DEGREE	MALE	FEMALE	TOTAL
CHILD DEVELOPMENT	0	7	7
ELEMENTARY EDUCATION	1	0	1
HEALTH AND RECREATION	7	4	11
TOTAL EDUCATION	8	12	20

HUMANITIES DIVISION

BACHELOR OF ARTS DEGREE	MALE	FEMALE	TOTAL
ART	0	3	3
ENGLISH	4	3	7
ENGLISH emphasis in Creative Writing	0	0	0
LIBERAL STUDIES emphasis in Music	1	0	1
MASS COMMUNICATION	2	6	8
MUSIC	0	0	0
TOTAL HUMANITIES	7	12	19

SOCIAL SCIENCES DIVISION

BACHELOR OF ARTS DEGREE	MALE	FEMALE	TOTAL
ECONOMICS	0	3	3
ECONOMICS emphasis in ACCOUNTING	1	2	3
ECONOMICS emphasis in ACC AND BUSINESS	1	4	5
ECONOMICS/BUSINESS ADMINISTRATION	2	1	3
HISTORY	2	6	8
POLITICAL SCIENCE	0	5	5
POLITICAL SCIENCE minor in PRE-LAW	0	1	1
PSYCHOLOGY	1	7	8
SOCIOLOGY	2	12	14
SOCIOLOGY/SOCIAL WORK	0	2	2
SOCIOLOGY/SOCIAL WORK minor PYSHOCO	0	1	1
TOTAL	9	44	53

NATURAL SCIENCES DIVISION

BACHELOR OF SCIENCE	MALE	FEMALE	TOTAL
BIOLOGY	2	10	12
BIOLOGY minor in CHEMISTRY	0	1	1
CHEMISTRY	0	2	2
CHEMISTRY AND BIOLOGY	1	0	1
CHEMISTRY emphasis in MATHEMATICS	1	0	1
COMPUTER SCIENCE	1	1	2
MATHEMATICS	2	1	3
TOTAL NATURAL SCIENCE	7	15	22

TOTAL GRADUATES BY DIVISION

TOTALS BY CATEGORY

MAJOR	MALE	FEMALE	TOTAL	PERCENTAGE
EDUCATION	8	12	20	18%
HUMANITIES	7	12	19	17%
SOCIAL SCIENCE	9	44	53	46%
NATURAL SCIENCE	7	15	22	19%
TOTAL GRADUATES	31	83	114	

TOTAL GRADUATES BY DEGREE

TOTALS BY CATEGORY

MAJOR	MALE	FEMALE	TOTAL	PERCENTAGE
MASTER OF ARTS	0	1	1	1%
BACHELOR OF ARTS	24	67	91	80%
BACHELOR OF SCIENCE	7	15	22	19%
TOTAL GRADUATES	31	83	114	

**RETENTION RATE
FALL 2006 TO FALL 2017 BY FRESHPERSON COHORT**

COHORT ENTERING YEAR	NUMBER NEW PER YEAR	NUMBER AND PERCENTAGE OF COHORT CLASS RETURNING EACH FALL				
		2 nd year	3 rd year	4 th year	5 th year	6 th year
FALL	1 st year					
2005	208	145 (69.7%)	128 (61.5%)	104 (50.0%)	39 (18.6%)	14 (07.0%)
2006	*242 (243-1 deceased)	172 (71.0%)	151 (62.4%)	142 (58.7%)	51 (21.1%)	16 (06.6%)
2007	199	149 (74.9%)	129 (64.8%)	123 (61.8%)	45 (22.6%)	12 (06.0%)
2008	237	176 (74.3%)	156 (65.8%)	133 (56.1%)	59 (24.9%)	12 (05.0%)
2009	*233 (235-2 deceased)	158 (67.8%)	130 (55.8%)	115 (49.4%)	44 (18.9%)	15 (06.4%)
2010	199	156 (78.3%)	120 (60.3%)	108 (54.3%)	53 (26.6%)	23 (11.5%)
2011	204	161 (78.9%)	142 (69.6%)	126 (61.7%)	66 (32.4%)	15 (07.3%)
2012	243	170 (69.9%)	129 (53%)	114 (46.9%)	60 (24.7%)	21 (08.7%)
2013	153	126 (82.3%)	107 (69.9%)	100 (65.4%)	46 (30%)	16 (10.4%)
2014	169 (170-1 deceased)	113 (66.8%)	95 (56.2%)	78 (46.1%)	33 (19.5%)	11 (06.5%)
2015	154	115 (74.6%)	83 (53.9%)	70 (45.5%)	39 (25.3%)	N/A
2016	201	137 (68.1%)	103 (51.2%)	86 (42.8%)	N/A	N/A
2017	196	145 (73.9%)	117 (59.7%)	N/A	N/A	N/A
2018	152	111 (73.0%)	N/A	N/A	N/A	N/A
2019	125	N/A	N/A	N/A	N/A	N/A

**N/A = Not Applicable at this time.

*2006 number enrolled 243 changed from 244 one student deceased (one student reclassified as high school dual enrolled student)

*2009 number enrolled 235 two students deceased = 233

*2014 number enrolled 170 one student deceased = 169

**GRADUATION RATE
FRESHMEN COHORT**

As of May 2019

FALL SEMESTER YEAR	NUMBER OF ENTERING FRESHMEN COHORT	TOTAL AND PERCENTAGE GRADUATING		
		WITHIN 4 YRS	WITHIN 5 YRS	WITHIN 6 YRS
2001	201	58 (28.8%)	86 (42.8%)	92 (45.8%)
2002	209	53 (25.4%)	77 (36.8%)	96 (45.9%)
2003	222	53 (24.1%)	81 (36.5%)	92 (41.4%)
2004	278	68 (24.5%)	102 (36.7%)	111 (40.3%)
2005	208 (207 – 1 deceased)	61 (29.5%)	91 (44%)	100 (48.3%)
2006	242 (241 – 1 deceased)	72 (29.9%)	112 (45.5%)	124 (51.4%)
2007	199	53 (26.6%)	94 (47.2%)	99 (49.7%)
2008	237	69 (29.1%)	102 (43%)	116 (48.9%)
2009	*233 (235 - 2 deceased)	57 (24.5%)	87 (37.3%)	96 (41.2%)
2010	199	50 (25%)	68 (34.2%)	83 (41.7%)
2011	204	56 (27.9%)	88 (43.1%)	102 (50.0%)
2012	243	45 (18.5%)	74 (30.5%)	86 (35.1%)
2013	153	42 (27.4%)	68 (44.4%)	77 (50.3%)
2014	170 (169– 1 deceased)	42 (25.1%)	62 (36.7%)	
2015	154	28 (18.2%)		

*2005 number enrolled 207 one student deceased

*2006 number enrolled 243 changed from 244 one student deceased (one student reclassified as high school dual enrolled student)

*2009 number enrolled 235 two students deceased

*2014 number enrolled 170 one student deceased

Carolyn Evans, Registrar

RESIDENTIAL LIFE



Fall 2019 Residential Population Table

	Berkshire	New Women	Branch	Renner	Total
Female	0	178	73	95	346
Male	130	0	57	0	187
Total	130	178	130	95	533

Student Right-to-Know and Campus Security Act Statistical Data

Class of Offenses	2019	2018	2017	2016	2015	2014
Homicide	0	0	0	0	0	0
Sex Offense (non-forcible)	0	0	0	0	0	0
Robbery	0	0	0	0	0	1
Burglary	7	4	17	0	6	6
Aggravated Assault	0	0	0	0	0	0
Auto Theft	1	0	0	0	0	0
Domestic Violence (Total)	7	5	10	4	1	2
Domestic Violence (on campus)	2	2	3	0	1	2
Domestic Violence (in residential halls)	5	3	7	4	0	0
Stalking (Cyber)	1	3	1	0	0	0
Other	0	0	0	0	0	0
Alcohol Law Violations	8	2	6	7	1	9
Drug Violations	16	12	8	20	23	19
Weapons	2	1	2	0	1	4
Total	42	23	44	31	31	41

Financial Profile



TOUGALOO COLLEGE
2019-2020 BOARD APPROVED TUITION & FEES*

TRADITIONAL STUDENTS

Tuition Rate per Credit Hour: \$433.00

PER SEMESTER	Commuter	Branch Hall/ Renner Hall	Berkshire/ New Dormitory <i>(Triple & Quadruple Occupancy)</i>	New Dormitory <i>(Double Occupancy)</i>
Tuition	\$5,192.00	\$5,192.00	\$5,192.00	\$5,192.00
Room	-0-	\$1,105.00	\$1,525.00	\$2,000.00
Board	-0-	\$1,200.00	\$1,200.00	\$1,200.00
General Fees	\$235.00	\$235.00	\$235.00	\$235.00
Residential Service Fees	-0-	\$242.50	\$242.50	\$242.50
Commuter Service Fees	\$95.00	-0-	-0-	-0-
TOTAL:	\$5,522.00	\$7,974.50	\$8,394.50	\$8,869.50
ANNUAL TOTAL	\$11,044.00	\$15,949.00	\$16,789.00	\$17,739.00

NON-TRADITIONAL STUDENTS

Tuition Rate per Credit Hour: \$303.00

TOTAL HOURS	TUITION	GENERAL FEES	COMMUTER SERVICE FEES	TOTAL
0-3	\$909.00	\$235.00	\$95.00	\$1,239.00
4	\$1,212.00	\$235.00	\$95.00	\$1,542.00
5	\$1,515.00	\$235.00	\$95.00	\$1,845.00
6	\$1,818.00	\$235.00	\$95.00	\$2,148.00
7	\$2,121.00	\$235.00	\$95.00	\$2,451.00
8	\$2,424.00	\$235.00	\$95.00	\$2,754.00
9	\$2,727.00	\$235.00	\$95.00	\$3,057.00
10	\$3,030.00	\$235.00	\$95.00	\$3,360.00
11	\$3,333.00	\$235.00	\$95.00	\$3,663.00
12-18	\$3,636.00	\$235.00	\$95.00	\$3,966.00

GRADUATE PROGRAM FEES

Rate per Credit Hour:	\$563.00
General Fee:	\$235.00
Commuter Service Fees:	\$95.00

SUMMER SCHOOL FEES

Rate Per Credit Hour:	\$140.00
General Fee:	\$75.00
Room:	\$675.00

* The fees listed above are subject to change upon approval of the Board of Trustees.

Source: Office of Finance and Administration - Bursar's Office

2019-2020 Summary of Student Financial Aid

Type of Aid	Number of Students	Amount (\$)
Scholarship	151	1,471,070
Athletic	80	300,531
Music	31	110,656
Endowed Scholarships	81	128,000
Staff Dependents	12	62,967
Resident Assistants	19	38,400
SEOG	236	198,881
Pell Grants	578	3,047,874.19
Stafford Loans	540	4,486,425
Parent Plus Loans	72	633,642
Federal Work Study	210	250,286
MTAG/MESG/HELP	118	334,763
Outside Scholarships	174	538,856
TEACH	16	51,500
Total		\$11,653,851

Source: Office of Finance and Administration - Financial Aid



TOUGALOO COLEGE

1905

National Alumni Association

TCNAAA Houston Chapter



TCNAAA Houston Chapter Homecoming 2019



TCNAA Memphis Chapter



TCNAA New York Alumnus



TC Alumni Association Founder's Week 2019



Alumnus Attorney Shirlethia Franlin 82nd U.S. Attorney General Eric Holder



Tougaloo College National Alumni Association Board of Directors

Board of Directors

Chairperson

Joyce Delk, MPA
2405 Lynbridge Avenue
Plano, TX 75025

Vice Chairperson

Cornell A. Lynch
PO Box 23007
Baltimore, MD 21203

Secretary

Ro'Chelle Williams
100 Florida Avenue NE, Apt. 802
Washington, DC 20002

Executive Officers

President

David E. Miller, Esq.
4319 Oakside Drive
Houston, TX 77053

Vice President

James C. McQuirter
6023 Yellow Rock Trail
Dallas, TX 75248

Secretary

Brigetta K. Turner, DDS
611 Fredrica Avenue
Jackson, MS 39209

Treasurer

Carlos D. Smith
PO Box 384
Tougaloo, MS 39174

Business Manager

Carolyn White
6160 Amblerwood Drive
Jackson, MS 39213

Parliamentarian

Tophas Anderson, III, Ph.D.
14811 Tumbling Falls Court
Houston, TX 77062

Chaplain

Cassius Rudolph
7204 Keystone Street, Apt. 104
Philadelphia, PA 19135

President Emeritus

H.T. Drake
PO Box 186
Tougaloo, MS 39174

Immediate Past President

Carlos D. Smith
PO Box 384
Tougaloo, MS 39174

Administrative Assistant

Vikki Davidson, Ph.D.
P.O. Box 288
Tougaloo, MS 39174

Alumni Relations Director

Doris Bridgeman
314 Lynwood Lane
Jackson, MS 39206-3931

Representative for Pre-Alumni Council of Tougaloo College

Pre-Alumni Council President

Vanetta Brownlow
Tougaloo College
500 West County Line Road
Tougaloo, MS 39174

Representatives for Board of Trustees of Tougaloo College

Elane Coleman
12 Kingsbridge Road
Somerset, NJ 08873-2330

Brigetta K. Turner, DDS
611 Fredrica avenue
Jackson MS 39209

Regional Representatives

Mid-South Region

Mary L. Jones (2017-2020)
5912 Hanging Moss Road
Jackson, MS 39206

Denise Drake (2016-2019)
PO Box 87
Tougaloo, MS 39174

Midwestern Region

Addie Hudson (2017-2020)
8032 South Princeton Avenue
Chicago, IL 60620

Jesolyn Larry Howell (2016-2019)
1516 Hanna Road
Valley Park, MO 63088

Northeastern Region

John Rosenthal (2017-2020)
5808 Bush Hill Drive
Alexandria, VA 22310

Cornell Lynch (2016-2019)
PO Box 23007
Baltimore, MD 21203

Southeastern Region

Ranada Robinson (2016-2019)
2842 Ridgeview Drive SW
Atlanta, GA 30331

At-Large Regional Representatives

Alisha Brinson (2016-2019)
146 Appleridge Drive
Brandon, MS39047

Joyce Delk (2017-2020)
2405 Lynbridge Avenue
Plano, TX 75025

Committees

Annual Giving Chair

Roosevelt Turner
PO Box 10755
Jackson, MS 39289

Annual Giving Chair

Jerry Nickens
3830 Forest Hill Road
Jackson, MS 39212

Budget Chair

Shirley Evans
1310 Horseshoe Drive
Sugarland, TX 77478

Courtesy Chair

Geraldine Turner
PO Box 10755
Jackson, MS 39289

Hall of Fame Chair

Ro'Chelle Williams
100 Florida Avenue NE, Apt. 802
Washington, DC 20002

Commencement Chair

Annie Archie
105 Leaf Circle
Clinton, MS 39056

Hall of Fame Co-Chair

Brigetta K. Turner, DDS
611 Fredrica Avenue
Jackson, MS 39209

Scholarship Chair

Mary L. Jones
5912 Hanging Moss Road
Jackson, MS 39206

Membership Chair

Joyce Delk, MPA
2405 Lynbridge Avenue
Plano, TX 75025

Nominations and Elections Chair

Brian Harrington
1060 East County Line Road, Suite 3A-202
Ridgeland, MS 39211

Tougaloo College Alumni Chapter Presidents

Atlanta	Mr.	Sterling	Dunkley	176 Crumley Street SE	Atlanta	GA	30312
Chicago	Mr.	Willie	Lewis, Jr.	7149 S. Central Avenue	Chicago	IL	60649
Dallas / Ft. Worth	Mrs.	Rachel	Salu	3008 Crickett Drive	Plano	TX	75023
Detroit	Mrs.	Minnie	Roberts	37560 Windwood Drive	Farmington Hills	MI	48335
Gulf Coast	Ms.	Gloria	Grace	339 Silver Ridge Avenue	Gulfport	MS	39507
Houston	Mrs.	Emleigh	Mitchell	13227 Dennis Way Ln.	Houston	TX	77044
Humphreys County	Ms.	Pamela	Redd	1429 State Highway 7	Belzoni	MS	39038
Jackson-Tougaloo	Dr.	James	Smith	717 Thomas Lane	Madison	MS	39110
Leflore County	Ms.	Shani	Collins	PO Box 121	Greenwood	MS	38930
Little Rock	Ms.	Loranda	Wordlow	7918 Morris Drive	Little Rock	TN	72209
Memphis	Ms.	Sylvia	Gray	1612 Autumn Tree Cove	Cordova	TN	38016
Milwaukee	Mrs.	Dorothy J.	Listenbee	1730 N 21st St	Milwaukee	WI	53205
Nashville	Mrs.	Ruth	Byrdsong	3080 Buenaview Blvd.	Nashville	TN	37218
New England	Dr.	Donald	Cunnigen	3714A Kingstown Road	West Kingstown	RI	02892
New Orleans	Dr.	A. Malessia	Payton	2456 Park Place	Gretna	LA	70056
Greater New York	Ms.	Courtnei	Newsome	168 Sapphire Lane	Franklin Park	NJ	08823
North Carolina	Mr.	Wes	Stanfield	101 E. Carnaby Court	Cary	NC	27513
Northern California	Dr.	Janice	Wilson	5397 Mojave Way	Antioch	CA	94531
Ohio	Mrs.	Carolyn	Walker-Kimbrow	610 Omar Circle	Yellow Springs	OH	45387
Pine Belt	Ms.	Shuntasia	Coleman	22 Campbell Scenic Drive, 1321B	Hattiesburg	MS	39401
Southern California	Mr.	Roy	Harris	6728 S. Sherbourne Drive	Los Angeles	CA	90056
St. Louis	Dr.	Jameca	Falconer	69 Bellerive Acres	St. Louis	MO	63121
SW Mississippi	Atty.	Gayla	Carpenter-Sanders	1209 Ferncrest Drive	Jackson	MS	39211
Tougaloo Community	Dr.	Beverly	Williams	5345 Brookhollow Drive	Jackson	MS	39212
Washington County	Atty.	Willie D.	Richardson	1220 Montrose Street	Greenville	MS	38701
Washington, DC	Ms.	Kathy	Mosley	6916 18th Avenue	Hyattsville	MD	20783
Yazoo City	Mr.	Eugene	Fouche`	470 Custer Street	Yazoo City	MS	39194